

The volumetric dosing units of the DM series have been designed to automatically and accurately dose master, additives and regrind.

The synergy between design, applied technology and material quality results in high flexibility. They can be installed on injection moulding machines, blow-moulding machines and extruders.



TECHNICAL SPECIFICATIONS:



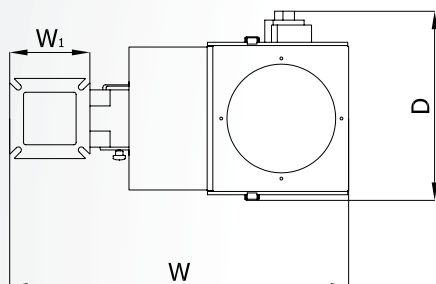
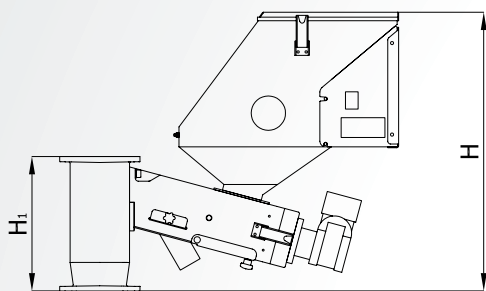
- Inclined-axis dosing unit.
- Brushless motor.
- Control unit and LCD display directly installed on the dosing unit (remote controller is optional).
- Self-learning calibration and adjusting just by opening a slide gate.
- Lower slide gate to discharge material.
- Central flanged base to install up to 2 units.
- Complete with static mixer.
- RS 485 Modbus interface.

ACCESSORIES:

- Painted steel central hopper:
- Alarm for lack of material with capacitive sensor and buzzer.
- Kit for remoting the controller.
- Mixer body with blades.

ADDED VALUE:

- 50 storable recipes.
- Fast colour change and cleaning thanks to a complete accessibility to the unit.
- A wide range of stainless steel dosing screws and cylinders that can be easily and quickly interchanged.



TECHNICAL DATA	Screws D x P		DM10	DM10R	DM20	DM20R
Minimum-maximum throughput	8x8	kg/h	0.06-0.84	0.01-0.5	-	-
	12x8	kg/h	0.24-2.8	0.09-1.4	-	-
	16x10	kg/h	0.5-6	0.07-2	-	-
	20x12	kg/h	1-11.7	0.2-3.5	-	-
	20x20	kg/h	1.4-17.5	0.6-8.3	-	-
	25x20	kg/h	-	-	2.2-26.5	0.7-11
	30x20	kg/h	-	-	3-39	1.3-18.5
Gear ratio			1:38	1:38	1:38	1:38
Maximum no. of materials			2	2	2	2
Hopper volume		dm ³	15	15	15	15
Central hopper (optional)		dm ³	25	25	25	25
Dosing unit motor power		kW	0.12	0.12	0.12	0.12
Motor speed		r.p.m.	3000	3000	3000	3000
Mixer motor power		kW	0.2	0.2	0.2	0.2
Cooling water flow-rate		l/min	-	5	-	5
Mixing chamber capacity (optional)		dm ³	1	5	1	5
Voltage/Frequency		V/Hz	230/50-60	230/50-60	230/50-60	230/50-60
Noise level		dB(A)	<80	<80	<80	<80
Dimensions WxDxH H1 - W1		mm	331x574x492 235 - 140	331x587x489 340 - 160	330x591x486 235 - 140	332x610x499 340 - 160
Weight		kg	19	20	21	21

R: Water-cooled version